



# STATISTICS

## CY2019

|||||  
|||||



# SINGAPORE'S TRADEMARK LANDSCAPE IN 2019



## TOP 5 LOCAL FILERS

- 1 MEDIACORP PTE. LTD
- 2 GRABTAXI HOLDINGS PTE. LTD.
- 3 WELLESLEY INVESTMENTS PTE. LTD.
- 4 HI-BEAU INTERNATIONAL PTE. LTD.
- 5 TEMASEK HOLDINGS (PRIVATE) LIMITED


## TOP 5 CLASSES



Scientific, nautical, surveying, photographic, cinematographic etc




Advertising; business management; business administration; office functions



Scientific and technological services and research and design relating thereto etc



Education; providing of training; entertainment; sporting and cultural activities




Cleaning preparations, soaps, perfumery, essential oils, cosmetics etc

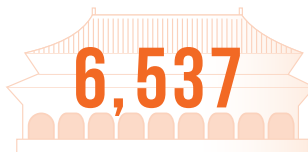
## TOP 5 COUNTRIES



SINGAPORE



UNITED STATES



CHINA

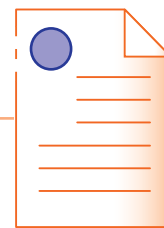


JAPAN



GERMANY

# SINGAPORE'S PATENT LANDSCAPE IN 2019



## TOP 5 LOCAL FILERS


- 1 AGENCY FOR SCIENCE, TECHNOLOGY AND RESEARCH
- 2 NATIONAL UNIVERSITY OF SINGAPORE
- 3 NANYANG TECHNOLOGICAL UNIVERSITY
- 4 SINGAPORE UNIVERSITY OF TECHNOLOGY AND DESIGN
- 5 RAZER (ASIA-PACIFIC) PTE. LTD.

## TOP 5 CLASSES



1,740

Chemistry; Metallurgy




1,208

Physics




1,273

Human Necessities



1,007

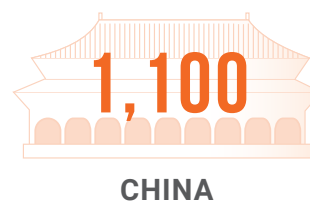
Electricity




920

Performing Operations;  
Transporting

## TOP 5 COUNTRIES



# SINGAPORE'S INDUSTRIAL DESIGN LANDSCAPE IN 2019




## TOP 5 LOCAL FILERS

- 1 SK JEWELLERY PTE. LTD.
- 2 ASPIAL-LEE HWA JEWELLERY SINGAPORE PTE. LTD.
- 3 RAZER (ASIA-PACIFIC) PTE. LTD.
- 4 1) REC SOLAR PTE. LTD.  
2) WOHA PTE. LTD.  
3) KINDU PACKING PTE. LTD.
- 5 PLAYPOINT (SINGAPORE) PTE. LTD.

## TOP 5 CLASSES



Articles of adornment

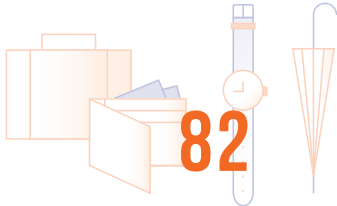


Recording, communication or information retrieval equipment



Packages and containers for the transport or handling of goods

## TOP 5 CLASSES



- Furnishing
- Travel goods, cases, parasols and personal belongings, not elsewhere specified



- Fluid distribution equipment, sanitary heating, ventilation and air-conditioning equipment, solid fuel
- Medical and laboratory equipment

## TOP 5 COUNTRIES




SINGAPORE



UNITED STATES



JAPAN



CHINA



REPUBLIC OF KOREA

# APPLICATIONS AND REGISTRATIONS

		APPLICATIONS		REGISTRATIONS	
		2018	2019	2018	2019
<b>TRADE MARKS</b>	Total (Classes)	51,698	55,380	41,204	56,243
	Local	11,512	11,122	8,526	11,240
	Foreign	40,186	44,258	32,678	45,003
	National	27,028	27,281	20,780	27,091
	Applications filed under Madrid Protocol	24,670	28,099	20,424	29,152
<b>PATENTS</b>	Total (Applications)	11,845	14,136	5,172	4,188
	Local	1,575	1,727	312	264
	Foreign	10,270	12,409	4,860	3,924
	National	4,105	5,222	1,139	1,052
	PCT applications entering National Phase	7,740	8,914	4,033	3,136
<b>INDUSTRIAL DESIGNS</b>	Total (No. of designs)	1,252	1,410	1,129	1,509
	Local	336	365	342	357
	Foreign	916	1,045	787	1,152
<b>GEOGRAPHICAL INDICATIONS</b>	Total	0	142	0	139
	Local	0	0	0	0
	Foreign	0	142	0	139

Note:

- 1) Local or foreign is determined based on the first named applicant.
- 2) Hague applications for Industrial Designs were omitted due to incomplete data at WIPO.
- 3) The Registry of Geographical Indications commenced operations on 1 April 2019.

## INTERNATIONAL APPLICATIONS FILED THROUGH SINGAPORE

	2018	2019
Trade Mark international applications filed through Singapore as the office of origin <sup>1</sup>	1,444	1,527
PCT international applications filed through Singapore as the receiving office	654	654
Industrial Design international applications filed through Singapore	0	0

## REGISTRATIONS IN FORCE IN SINGAPORE

	2018	2019
Trade Marks	460,416	504,999
Patents <sup>2</sup>	45,583	47,310
Industrial Designs	14,142	14,245
Geographical Indications	0	139

## RENEWALS FILED IN SINGAPORE


	2018	2019
Trade Marks	21,709	22,163
Patents	45,880	44,799
Industrial Designs	1,342	953

# TOP 10 FILERS OF APPLICATIONS IN SINGAPORE IN 2019

## TRADE MARKS

RANK	OVERALL FILERS	NUMBER	LOCAL FILERS	NUMBER
1	HUAWEI TECHNOLOGIES CO., LTD. <b>CN</b>	401	MEDIACORP PTE. LTD.	92
2	AMAZON TECHNOLOGIES, INC. <b>US</b>	183	GRABTAXI HOLDINGS PTE. LTD.	75
3	EURO GAMES TECHNOLOGY LTD. <b>BG</b>	154	WELLESLEY INVESTMENTS PTE. LTD.	72
4	NINTENDO CO., LTD. <b>JP</b>	150	HI-BEAU INTERNATIONAL PTE. LTD.	68
5	TARGET BRANDS, INC. <b>US</b>	139	TEMASEK HOLDINGS (PRIVATE) LIMITED	54
6	INNER MONGOLIA YILI INDUSTRIAL GROUP CO.,LTD. <b>CN</b>	135	HABBY PTE. LTD.	49
7	KAO KABUSHIKI KAISHA (ALSO TRADING AS KAO CORPORATION) <b>JP</b>	126	SINGAPORE MANAGEMENT UNIVERSITY	44
8	APPLE INC. <b>US</b>	124	FAR EAST ORGANISATION CENTRE PTE. LTD.	43
9	GALAXY ENTERTAINMENT LICENSING LIMITED <b>VG</b>	105	SATS LTD.	40
10	ACER INCORPORATED <b>TW</b>	97	LEONIAN SINGAPORE PTE. LTD.	35

Numbers are in Class Counts.



# TOP 10 FILERS OF APPLICATIONS IN SINGAPORE IN 2019

## PATENTS

RANK	OVERALL FILERS	NUMBER	LOCAL FILERS	NUMBER
1	ALIBABA GROUP HOLDING LIMITED <b>KY</b>	455	AGENCY FOR SCIENCE, TECHNOLOGY AND RESEARCH	304
2	QUALCOMM INCORPORATED. <b>US</b>	322	NATIONAL UNIVERSITY OF SINGAPORE	233
3	1) AGENCY FOR SCIENCE, TECHNOLOGY AND RESEARCH <b>SG</b> 2) GUANGDONG OPPO MOBILE TELECOMMUNICATIONS CORP., LTD. <b>CN</b>	304	NANYANG TECHNOLOGICAL UNIVERSITY	152
4	NATIONAL UNIVERSITY OF SINGAPORE <b>SG</b>	233	SINGAPORE UNIVERSITY OF TECHNOLOGY AND DESIGN	82
5	ANGEL PLAYING CARDS CO., LTD. <b>US</b>	207	RAZER (ASIA-PACIFIC) PTE. LTD.	36
6	NANYANG TECHNOLOGICAL UNIVERSITY <b>SG</b>	152	SINGAPORE HEALTH SERVICES PTE. LTD.	27
7	SAUDI ARABIAN OIL COMPANY <b>SA</b>	117	DELTA ELECTRONICS INT'L (SINGAPORE) PTE LTD	23
8	SAMSUNG ELECTRONICS CO., LTD. <b>KR</b>	114	MASTERCARD ASIA/PACIFIC PTE. LTD.	18
9	ILLUMINA, INC. <b>US</b>	110	SENSETIME INTERNATIONAL PTE. LTD.	17
10	DISCO CORPORATION <b>JP</b>	94	PEP INNOVATION PTE. LTD.	14

Numbers are in Application Counts



# TOP 10 FILERS OF APPLICATIONS IN SINGAPORE IN 2019

## INDUSTRIAL DESIGN

RANK	OVERALL FILERS	NUMBER	LOCAL FILERS	NUMBER
1	APPLE INC. <b>US</b>	89	SK JEWELLERY PTE. LTD. SG	72
2	SK JEWELLERY PTE. LTD. <b>SG</b>	72	ASPIAL-LEE HWA JEWELLERY SINGAPORE PTE. LTD. SG	41
3	ASPIAL-LEE HWA JEWELLERY SINGAPORE PTE. LTD. <b>SG</b>	41	RAZER (ASIA-PACIFIC) PTE. LTD.	14
4	VISA INTERNATIONAL SERVICE ASSOCIATION <b>US</b>	39	1) REC SOLAR PTE. LTD. 2) WOHA PTE. LTD. 3) KINDU PACKING PTE. LTD.	12
5	1) CARTIER INTERNATIONAL AG <b>CH</b> 2) LOUIS VUITTON MALLETTIER <b>FR</b>	34	PLAYPOINT (SINGAPORE) PTE LTD	8
6	ALIBABA GROUP HOLDING LIMITED <b>KY</b>	27	1) LOVE & CO. PTE. LTD. 2) IGLOOHOME PTE. LTD.	7
7	1) MESO SCALE TECHNOLOGIES, LLC. <b>US</b> 2) KT&G CORPORATION <b>KR</b>	22	1) SENSETIME INTERNATIONAL PTE. LTD. 2) BACHA COFFEE PTE. LTD.	6
8	ESSITY HYIGENE AND HEALTH AKTIEBOLAG <b>SE</b>	21	1) GTS ASIA MARKETING PTE. LTD. 2) CELCEM PTE LTD 3) LIONSBOT INTERNATIONAL PTE. LTD.	5
9	WORLD WIDE DAILY HOLDINGS COMPANY LIMITED <b>HK</b>	20	1) XMI PTE. LTD. 2) IEC LIGHTING PTE. LTD. 3) GLOBAL ENGINEERS INVESTMENT SINGAPORE PTE. LTD. 4) ACTMEDIA SINGAPORE PTE LTD	4
10	DEKA PRODUCTS LIMITED PARTNERSHIP <b>US</b>	15		

Numbers are in Design Counts

Note: Only filers with more than 3 designs are included.



# APPLICATIONS AND REGISTRATIONS IN 2019 ACCORDING TO COUNTRY OF APPLICANT (CONTINUED)

COUNTRY / ECONOMY	TRADE MARKS				PATENTS				INDUSTRIAL DESIGNS		GEOGRAPHICAL INDICATIONS	
	APPLICATIONS		REGISTRATIONS		APPLICATIONS		REGISTRATIONS		APPLICATIONS	REGISTRATIONS	APPLICATIONS	REGISTRATIONS
	NATIONAL	MADRID	NATIONAL	MADRID	NATIONAL	PCT	NATIONAL	PCT	NATIONAL	NATIONAL	NATIONAL	NATIONAL
Cambodia	3	5	0	1	0	0	0	0	0	0	0	0
Canada	71	226	223	36	36	87	4	36	6	6	0	0
Cayman Islands	48	366	613	32	79	414	8	42	34	38	0	0
Chad	0	0	0	0	0	0	0	0	0	0	0	0
Chile	0	7	12	0	0	0	0	0	0	0	0	0
China	3,628	2,909	2,775	3,214	194	906	34	193	90	99	0	0
Colombia	2	2	2	6	0	0	0	0	0	0	0	0
Costa Rica	0	8	9	0	0	0	0	0	0	0	0	0
Côte D'Ivoire	0	0	0	0	0	0	0	0	0	0	0	0
Croatia	1	0	2	5	0	0	0	0	0	0	0	0
Cuba	1	1	0	0	0	1	0	0	0	0	0	0
Curacao	1	0	0	6	0	0	0	0	0	0	0	0
Cyprus	66	4	7	51	6	4	0	4	0	0	2	2
Czech Republic	140	0	0	56	0	5	1	4	0	0	3	3
Democratic People's Republic of Korea	0	0	0	0	0	1	0	0	0	0	0	0
Democratic Republic of the Congo	0	0	0	0	0	0	0	0	0	0	0	0
Denmark	203	73	21	257	22	61	1	13	2	1	1	1
Dominica	0	0	0	0	0	0	0	0	0	0	0	0
Dominican Republic	0	0	0	0	0	0	0	0	0	0	0	0
Ecuador	0	0	0	0	0	0	0	0	0	0	0	0
Egypt	2	0	1	5	0	0	0	0	0	0	0	0
Estonia	36	0	0	49	2	2	0	0	0	0	0	0
Ethiopia	0	0	0	0	0	0	0	0	0	0	0	0
European Union	1,108	0	0	927	0	0	0	0	0	0	0	0
Fiji	0	0	0	0	0	0	0	0	0	0	0	0
Finland	187	19	17	17	9	63	6	16	2	2	2	2
France	2,067	139	223	2,103	82	255	32	121	56	58	36	36

# APPLICATIONS AND REGISTRATIONS IN 2019 ACCORDING TO COUNTRY OF APPLICANT (CONTINUED)

COUNTRY / ECONOMY	TRADE MARKS				PATENTS				INDUSTRIAL DESIGNS		GEOGRAPHICAL INDICATIONS	
	APPLICATIONS		REGISTRATIONS		APPLICATIONS		REGISTRATIONS		APPLICATIONS	REGISTRATIONS	APPLICATIONS	REGISTRATIONS
	NATIONAL	MADRID	NATIONAL	MADRID	NATIONAL	PCT	NATIONAL	PCT	NATIONAL	NATIONAL	NATIONAL	NATIONAL
Georgia	3	4	2	6	0	0	0	1	0	0	0	0
Germany	2,634	156	154	3,022	175	379	51	165	10	10	7	6
Ghana	0	0	0	0	0	0	0	0	0	0	0	0
Gibraltar	0	8	4	1	1	0	0	0	0	0	0	0
Greece	16	13	3	27	0	0	1	1	0	0	4	4
Guernsey	1	4	8	0	0	0	0	0	0	0	0	0
Guatemala	0	0	0	0	0	0	0	0	0	0	0	0
Guinea	25	0	0	0	0	0	0	0	0	0	0	0
Guyana	0	0	0	0	0	0	0	0	0	0	0	0
Holy See	0	0	0	0	0	0	0	0	0	0	0	0
Hong Kong SAR	27	1,196	1,320	18	15	2	7	0	22	30	0	0
Hungary	20	0	5	33	0	6	0	1	0	0	4	4
Iceland	11	0	0	13	0	0	0	0	0	0		
India	113	250	193	121	24	64	8	14	8	7	0	0
Indonesia	30	110	161	14	2	0	0	0	0	0	0	0
Iran (Islamic Republic of)	7	0	0	5	0	0	0	0	0	0	0	0
Iraq	0	0	0	0	0	0	0	0	0	0	0	0
Ireland	117	31	48	120	32	23	14	7	1	1	2	2
Isle of Man	3	19	18	3	0	0	0	0	0	0	0	0
Israel	106	27	17	117	40	82	11	21	2	2	0	0
Italy	1,070	81	60	1,320	18	64	9	35	22	23	40	39
Jamaica	0	0	0	0	0	0	0	0	0	0	0	0
Japan	3,222	1,986	1,880	3,177	754	1,361	211	636	178	192	1	0
Jersey	32	6	30	19	1	0	0	0	0	0	0	0
Jordan	0	0	2	0	0	0	1	0	0	0	0	0
Kazakhstan	5	0	0	5	0	0	0	0	0	0	0	0
Kenya	0	0	0	0	0	0	0	1	0	0	0	0
Kyrgyzstan	0	0	0	0	0	0	0	0	0	0	0	0
Kuwait	0	0	9	0	0	0	0	0	0	0	0	0
Lao People's Democratic Republic	1	0	0	1	0	0	0	0	0	0	0	0
Latvia	15	0	0	24	0	1	0	0	0	0	0	0

# APPLICATIONS AND REGISTRATIONS IN 2019 ACCORDING TO COUNTRY OF APPLICANT (CONTINUED)

COUNTRY / ECONOMY	TRADE MARKS				PATENTS				INDUSTRIAL DESIGNS		GEOGRAPHICAL INDICATIONS	
	APPLICATIONS		REGISTRATIONS		APPLICATIONS		REGISTRATIONS		APPLICATIONS	REGISTRATIONS	APPLICATIONS	REGISTRATIONS
	NATIONAL	MADRID	NATIONAL	MADRID	NATIONAL	PCT	NATIONAL	PCT	NATIONAL	NATIONAL	NATIONAL	NATIONAL
Lebanon	0	2	4	5	0	0	0	0	0	0	0	0
Liberia	14	0	0	15	0	0	0	0	0	0	0	0
Liechtenstein	58	17	39	121	0	6	0	6	0	0	0	0
Lithuania	11	0	0	38	0	0	0	0	0	0	0	0
Luxembourg	78	28	29	115	12	16	2	9	2	2	0	0
Macau SAR	0	9	16	0	1	1	0	0	0	0	0	0
Macedonia, the Former Yugoslav Republic of	0	0	0	5	0	0	0	0	0	0	0	0
Madagascar	0	0	0	0	0	0	0	0	0	0	0	0
Malaysia	10	704	593	17	13	19	8	14	14	14	0	0
Maldives	0	0	0	0	0	0	0	0	0	0	0	0
Mali	0	0	0	0	0	0	0	0	0	0	0	0
Malta	36	7	7	23	0	2	0	1	0	0	0	0
Marshall Islands	0	1	5	0	1	0	0	0	0	0	0	0
Mauritius	1	0	13	0	0	0	0	0	0	0	0	0
Mexico	5	34	21	23	1	10	0	3	0	0	0	0
Monaco	9	0	0	26	0	0	0	1	0	0	0	0
Mongolia	0	1	0	5	0	0	0	0	0	0	0	0
Montenegro	0	0	0	0	0	0	0	0	0	0	0	0
Morocco	24	0	0	9	0	1	0	0	0	0	0	0
Mozambique <sup>1</sup>	0	0	0	0	0	0	0	0	0	0	0	0
Myanmar	0	0	4	0	0	0	0	0	0	0	0	0
Nepal	0	3	0	0	1	0	0	0	0	0	0	0
Netherlands	188	101	69	374	32	115	7	56	3	3	0	0
Netherlands Antilles	0	0	0	0	0	0	0	0	0	0	0	0
New Caledonia	0	0	0	0	0	0	0	1	0	0	0	0
New Zealand	170	65	59	231	39	33	2	5	17	17	0	0
Nigeria	0	0	0	0	0	0	0	0	0	0	0	0
Northern Mariana Islands	0	0	0	0	0	0	0	0	0	0	0	0
Norway	190	9	6	176	21	30	13	21	1	1	0	0

# APPLICATIONS AND REGISTRATIONS IN 2019 ACCORDING TO COUNTRY OF APPLICANT (CONTINUED)

COUNTRY / ECONOMY	TRADE MARKS				PATENTS				INDUSTRIAL DESIGNS		GEOGRAPHICAL INDICATIONS	
	APPLICATIONS		REGISTRATIONS		APPLICATIONS		REGISTRATIONS		APPLICATIONS	REGISTRATIONS	APPLICATIONS	REGISTRATIONS
	NATIONAL	MADRID	NATIONAL	MADRID	NATIONAL	PCT	NATIONAL	PCT	NATIONAL	NATIONAL	NATIONAL	NATIONAL
Oman	0	4	13	1	0	0	0	0	0	0	0	0
Pakistan	0	8	2	0	2	0	0	0	0	0	0	0
Panama	0	1	0	1	0	1	0	0	0	0	0	0
Papua New Guinea	0	0	5	0	0	0	0	0	0	0	0	0
Paraguay	0	0	0	0	0	0	0	0	0	0	0	0
Peru	0	0	2	0	1	0	0	0	0	0	0	0
Philippines	41	48	37	46	1	2	0	1	0	0	0	0
Poland	60	10	7	72	0	3	0	0	0	0	1	1
Portugal	33	3	13	58	1	5	1	3	0	0	6	6
Puerto Rico	0	2	0	1	0	0	0	0	0	0	0	0
Qatar	0	20	19	0	0	0	0	1	0	0	0	0
Republic of Korea	867	822	887	886	211	233	73	59	77	96	0	0
Republic of Moldova	2	0	0	0	0	0	0	0	0	0	0	0
Romania	53	0	5	35	0	1	0	0	0	0	3	3
Russian Federation	283	1	13	294	11	13	0	0	0	0	0	0
Rwanda	9	0	0	0	0	0	0	0	0	0	0	0
Saint Kitts and Nevis	14	0	1	0	0	1	0	0	0	0	0	0
Saint Lucia	0	0	0	0	0	0	0	0	0	0	0	0
Saint Vincent and The Grenadines	0	0	0	0	0	0	0	0	0	0	0	0
Samoa	0	29	7	0	0	1	0	0	0	0	0	0
San Marino	0	2	0	7	0	1	0	0	0	0	0	0
Sao Tome and Principe	0	0	0	0	0	0	0	0	0	0	0	0
Saudi Arabia	0	18	44	0	25	99	1	39	0	0	0	0
Serbia	15	0	0	3	0	0	0	0	0	0	0	0
Sierra Leone	0	0	0	0	0	0	0	0	0	0	0	0
Seychelles	0	23	14	0	0	0	0	1	0	0	0	0
Singapore	51	11,071	11,142	98	1,364	363	135	129	366	357	0	0
Sint Maarten (Dutch Part)	0	0	0	0	0	0	0	0	0	0	0	0
Slovakia	22	0	0	4	1	0	0	0	0	0	0	0
Slovenia	13	0	0	12	0	2	0	1	0	0	0	0
South Africa	0	23	50	0	3	3	0	3	1	1	0	0



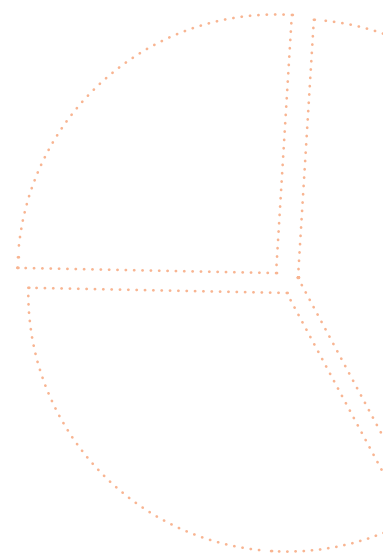

# TRADE MARK APPLICATIONS (BY CLASSES) IN 2019 ACCORDING TO THE NICE CLASSIFICATION

CLASS	GOODS & SERVICES	NUMBER
1	Chemicals used in industry etc	714
2	Paints, varnishes, lacquers etc	225
3	Cleaning preparations, soaps, perfumery, essential oils, cosmetics etc	2,907
4	Industrial oils and greases, lubricants etc	353
5	Pharmaceutical and veterinary preparations etc	2,410
6	Common metals and their alloys etc	602
7	Machines and machine tools etc	1,210
8	Hand tools and implements (hand-operated); cutlery; side arms; razors	324
9	Scientific, nautical, surveying, photographic, cinematographic etc	6,484
10	Surgical, medical, dental and veterinary apparatus and instruments, artificial limbs etc	997
11	Apparatus for lighting, heating, steam generating, cooking, etc	1,089
12	Vehicles; apparatus for locomotion by land, air or water	817
13	Firearms; ammunition and projectiles; explosives; fireworks	37
14	Precious metals and their alloys etc	800
15	Musical instruments	55
16	Paper, cardboard etc	1,329
17	Rubber, gutta-percha, gum, asbestos, mica etc	344
18	Leather and imitations of leather etc	1,105
19	Building materials (non-metallic); non-metallic rigid pipes for building etc	384
20	Furniture, mirrors, picture frames etc	674
21	Household or kitchen utensils and containers etc	880
22	Ropes, string, nets, tents, awnings, tarpaulins, sails etc	90
23	Yarns and threads, for textile use	36
24	Textiles and textile goods, not included in other classes; bed and table covers etc	414
25	Clothing, footwear, headgear	1,998
26	Lace and embroidery, ribbons and braid; buttons, hooks and eyes etc	117
27	Carpets, rugs, mats and matting, linoleum etc	134
28	Games and playthings; gymnastic and sporting articles etc	992
29	Meat, fish, poultry and game; meat extracts etc	1,465
30	Coffee, tea, cocoa, sugar, rice, tapioca, sago, powder; salt etc	1,881
31	Agricultural, horticultural and forestry products and grains for animals; malt etc	480
32	Beers; mineral and aerated waters and other non-alcoholic drinks etc	857
33	Alcoholic beverages (except beers) etc	692
34	Tobacco; smokers' articles; matches	323
35	Advertising; business management; business administration; office functions	5,363
36	Insurance; financial affairs; monetary affairs; real estate affairs	2,141
37	Building construction; repair; installation services	1,024
38	Telecommunications	1,204
39	Transport; packaging and storage of goods; travel arrangement	896
40	Treatment of materials	449
41	Education; providing of training; entertainment; sporting and cultural activities	3,126
42	Scientific and technological services and research and design relating thereto etc	4,087
43	Services for providing food and drink; temporary accommodation	2,083
44	Medical services; veterinary services; hygienic and beauty care for human beings etc	1,048
45	Legal services; personal and social services rendered by others to meet the needs of individuals etc	740



# TOP 10 TRADE MARK CLASSES FILED IN 2019

OVERALL FILERS			LOCAL FILERS	
RANK	CLASS	NUMBER	CLASS	NUMBER
1	09	6,484	35	1,446
2	35	8,363	09	971
3	42	4,087	41	970
4	41	3,126	43	929
5	03	2,907	42	788
6	05	2,410	36	563
7	36	2,141	30	503
8	43	2,083	03	439
9	25	1,998	05	402
10	30	1,881	29	372




# INDUSTRIAL DESIGN APPLICATIONS (BY DESIGN COUNTS) IN 2019 ACCORDING TO THE LOCARNO CLASSIFICATION

CLASS	GOODS & SERVICES	NUMBER
1	Foodstuffs	10
2	Articles of clothing and haberdashery	20
3	Travel goods, cases, parasols and personal belongings, not elsewhere specified	82
4	Brushware	38
5	Textile Piecegoods, Artificial and Natural Sheet Material	1
6	Furnishing	82
7	Household goods, not elsewhere specified	41
8	Tools and hardware	45
9	Packages and containers for the transport or handling of goods	109
10	Clocks and watches and other measuring instruments, checking and signalling instruments	40
11	Articles of adornment	204
12	Means of transport or hoisting	55
13	Equipment for production, distribution or transformation of electricity	43
14	Recording, communication or information retrieval equipment	193
15	Machines, not elsewhere specified	36
16	Photographic, cinematographic and optical apparatus	5
17	Musical instruments	2
18	Printing and office machinery	3
19	Stationery and Office equipment, artists and teaching materials	55
20	Sales and advertising equipment, signs	57
21	Games, toys, tents and sports goods	30
22	Arms, pyrotechnic articles, articles for hunting, fishing and pest killing	4
23	Fluid distribution equipment, sanitary heating, ventilation and air-conditioning equipment, solid fuel	69
24	Medical and laboratory equipment	69
25	Building units and construction elements	21
26	Lighting apparatus	16
27	Tobacco and smokers' supplies	23
28	Pharmaceutical and cosmetic products, toilet articles and apparatus	46
29	Devices and equipment against fire hazards, for accident prevention and for rescue	6
30	Articles for the care and handling of animals	0
31	Machines and appliances for preparing food or drink, not elsewhere specified	4
99	Miscellaneous	1
<i>Note: Possible for an Industrial Design application to have more than one class</i>		1,410

# TOP 10 INDUSTRIAL DESIGN CLASSES FILED IN 2019


OVERALL FILERS			LOCAL FILERS	
RANK	CLASS	NUMBER	CLASS	NUMBER
1	11	204	11	127
2	14	193	14	37
3	9	109	6	34
4	03 & 06	82	8	19
5	23 & 24	69	3	17
6	20	57	9	16
7	12 & 19	55	13	13
8	28	46	4	12
9	08	45	12	11
10	13	43	7	9



# PATENTS GRANTED IN 2019 ACCORDING TO THE INTERNATIONAL PATENT CLASSIFICATION

CLASS	FIELD OF INVENTION	NUMBER
A	Human Necessities	1,273
B	Performing Operations; Transporting	920
C	Chemistry; Metallurgy	1,740
D	Textiles; Paper	26
E	Fixed Constructions	223
F	Mechanical Engineering; Lighting; Heating; Weapons	322
G	Physics	1,208
H	Electricity	1,007

*Note: Possible for a patent application to have more than one classification.*



# GEOGRAPHICAL INDICATIONS APPLICATIONS (BY CATEGORY OF GOODS) IN 2019


CATEGORY OF GOODS	NUMBER
Wines	70
Spirits	19
Beers	4
Cheese	20
Meat and meat products	12
Seafood	1
Edible oils	3
Non-edible oils	1
Fruits	5
Vegetables	0
Spices and condiments	3
Confectionery and baked goods	3
Flowers and parts of flowers	0
Natural gum	1
	142

# INTELLECTUAL PROPERTY DISPUTES FILED WITH IPOS

		2018	2019
<b>TRADE MARKS (BY CLASS)</b>	Intended Oppositions	407	626
	Oppositions	310	403
	Percentage of TM oppositions to TM published	0.71%	0.69%
	Invalidations/Revocations/Rectifications	86	96
<b>PATENTS</b>	Revocations	2	1
	Others <sup>1</sup>	1	1
<b>INDUSTRIAL DESIGNS</b>	Revocations	0	0
<b>GEOGRAPHICAL INDICATIONS</b>	Oppositions to registration	-	6
	Others <sup>2</sup>	-	2

<sup>1</sup> 'Others' include cases such as Patent Entitlement or Opposition to Inventorship.

<sup>2</sup> 'Others' include cases such as Opposition to Qualification of Rights.



## IPOS HEARINGS IN 2019

	TRADE MARKS (BY CLASS)	PATENTS	INDUSTRIAL DESIGNS	GEOGRAPHICAL INDICATIONS	
<b>CASE MANAGEMENT CONFERENCES</b>	115	3	0	0	
<b>PRE-HEARING REVIEWS</b>	59	0	0	0	
<b>INTERLOCUTORY HEARINGS</b>	4	0	0	4	
<b>TAXATION HEARINGS</b>	7	0	0	0	
<b>EX PARTE HEARINGS</b>	1	0	0	0	
<b>INTER PARTES HEARINGS</b>	Oppositions	19	0	-	0
	Invalidations	7	-	-	-
	Revocations	2	0	0	-
<b>APPEALS TO THE HIGH COURT / COURT OF APPEAL</b>	11	0	0	0	

## IPOS HEARINGS IN 2019

	APPLICATION SUCCESSFUL				APPLICATION UNSUCCESSFUL			
	TRADE MARKS (BY CLASS)	PATENTS	INDUSTRIAL DESIGNS	GEOGRAPHICAL INDICATIONS	TRADE MARKS (BY CLASS)	PATENTS	INDUSTRIAL DESIGNS	GEOGRAPHICAL INDICATIONS
<b>EX PARTE HEARINGS</b>	0	0	0	0	1	0	0	0
	ACTION SUCCESSFUL				ACTION UNSUCCESSFUL			
	TRADE MARKS (BY CLASS)	PATENTS	INDUSTRIAL DESIGNS	GEOGRAPHICAL INDICATIONS	TRADE MARKS (BY CLASS)	PATENTS	INDUSTRIAL DESIGNS	GEOGRAPHICAL INDICATIONS
<b>INTER PARTES HEARINGS</b>								
Oppositions	3	1	-	0	12	0	-	0
Invalidations	7	-	-	-	2	-	-	-
Revocations	1	0	0	-	1	0	0	-

## HIGH COURT / COURT OF APPEAL OUTCOME IN 2019

	IPOS DECISION UPHELD				IPOS DECISION OVERTURNED			
	TRADE MARKS (BY CLASS)	PATENTS	INDUSTRIAL DESIGNS	GEOGRAPHICAL INDICATIONS	TRADE MARKS (BY CLASS)	PATENTS	INDUSTRIAL DESIGNS	GEOGRAPHICAL INDICATIONS
<b>EX PARTE HEARINGS</b>	0	0	0	0	0	0	0	0
<b>INTER PARTES HEARINGS</b>								
Oppositions	7	0	-	0	1	0	-	0
Invalidations	3	-	-	-	0	-	-	-
Revocations	0	0	0	-	0	0	0	-